

Kvalitet



**Karolinska
Institutet**

Kvalitet

Kreativitet

Kvalitet

Kvalitet

Kvalitet

Kreativitet

litet

Kvalitet

Kvalitet

Kreativitet

Kvalitet

Kvalitet

Kvalitet

Kvalitet

Kreativitet

Kreativitet

Kreativitet

Kvalitet

Kvalitet





**Karolinska
Institutet**

Allocation of Research Resources

Visions, goals and principles for allocation

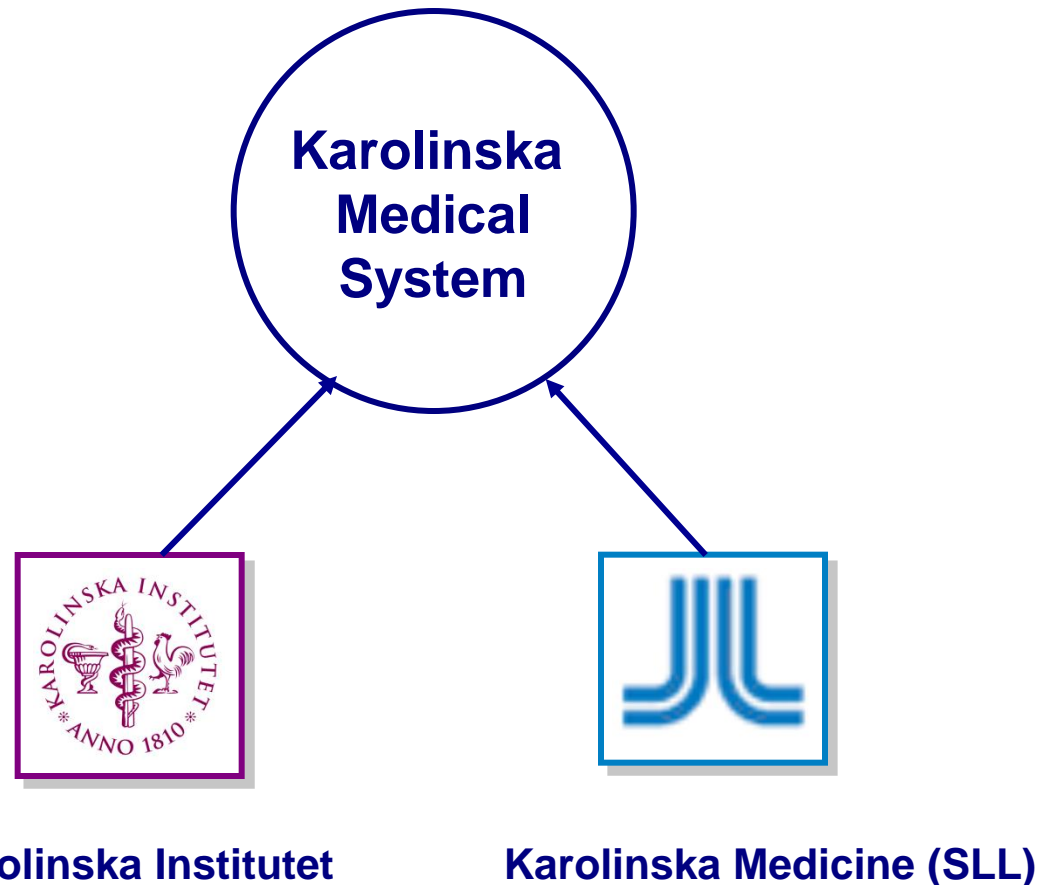
**Karl Tryggvason
Dean of Research**

Vision and Mission

KI/SLL = Karolinska Medical System (KMS)

-

Center for medical research and health care of highest world class



Karolinska has a strong research track record and reputation



Academic Ranking of 1000 World Universities in Clinical Medicine and Pharmacy – 2009 (“Shanghai List”)

World Rank	Institution*	Country	Score on Alumni	Score on Award	Score on HICI	Score on PUB	Score on TOP	Total Score
1	Harvard University		100	75	100	100	100	100
2	University of California, San Francisco		0	96	95	73	96	83.4
3	University of Washington		55	79	66	69	93	77.1
4	The Johns Hopkins University		62	42	70	71	95	74.3
5	Columbia University		73	58	49	63	94	70.2
6	University of California, Los Angeles		0	42	72	68	94	67.3
7	The University of Texas Southwestern Medical Center at Dallas		62	81	43	46	96	66.9
8	Karolinska Institute		48	59	48	60	86	64.5
8	University of Michigan - Ann Arbor		28	0	75	70	92	64.5
10	University College London		39	29	58	59	95	63.8
11	Stanford University		0	57	58	57	96	63.4
12	University of Pittsburgh		39	0	67	69	91	63.1
13	University of Oxford		55	47	48	44	97	62.0
14	Mayo Medical School		0	0	66	69	96	60.0
15	University of Cambridge		78	47	37	39	95	59.8
16	University of Minnesota, Twin Cities		39	0	64	59	89	59.3
17	University of North Carolina at Chapel Hill		0	47	48	61	90	58.8
18	Vanderbilt University		0	68	36	47	96	57.1
19	The University of Texas M. D. Anderson Cancer Center		0	0	60	59	98	56.4
20	University of Wisconsin - Madison		55	36	30	51	91	56.1
21	Yale University		62	29	25	53	92	55.2
22	Duke University		0	0	52	62	95	54.4
23	The Imperial College of Science, Technology and Medicine		0	0	62	51	96	54.0
24	University of Pennsylvania		62	0	21	69	91	53.5
25	University of California, San Diego		48	0	39	53	92	52.9

KI wants to continue to play in the Premier League of science, but.....



Nobody is outstanding by definition
Only by performance

Harvard
Stanford
Johns Hopkins
Cambridge
Oxford

Time

Signals
Demands
Supportive environment
Rewards

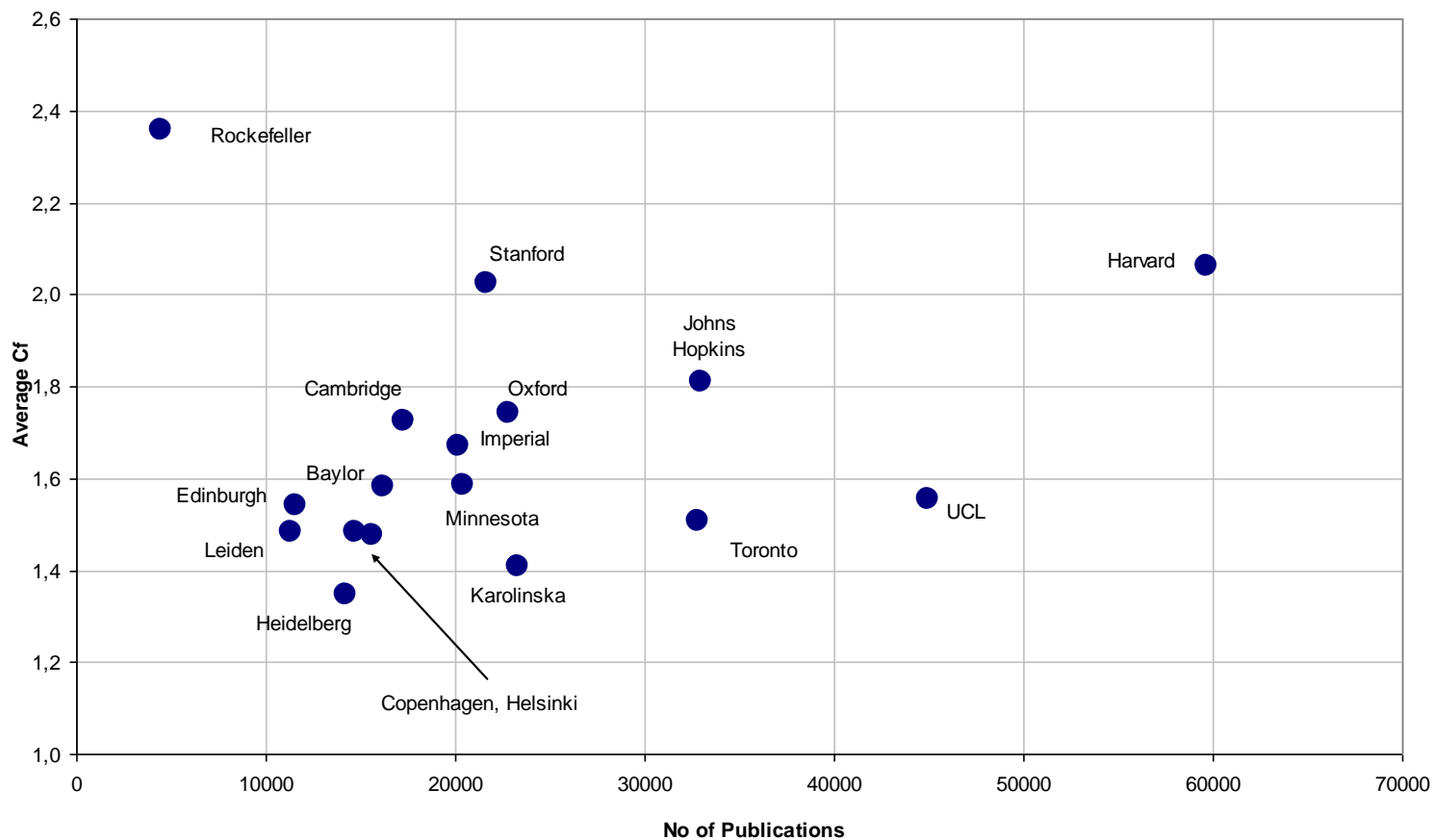
Attraction

Can KI use any other principles to be in Premier League?

We do have problems we must fix if we want to stay in the lead

Total publication output in relation to average citation score

No of Publications and Average Citation Score
Indexed in PubMed and WoS 2000-2007



Karolinska Medical System Road Map

1. Invest in the Best Individuals

- Strategic Professors
- Distinguished Professor Awards, 35 grants (149 applications evaluated by Dr. Joseph Goldstein's committee)
- Assistant Prof and Associate Professor level positions
- Postdocs

2. Translational Medical Theme Centers

- 41 applications → 8 strategic areas funded

3. Technnical platforms

- Core facilities, (SciLifeLab)

4. Changes in allocation of research resources (based on output)

The government of Sweden has changed its way to allocate research resources to universities

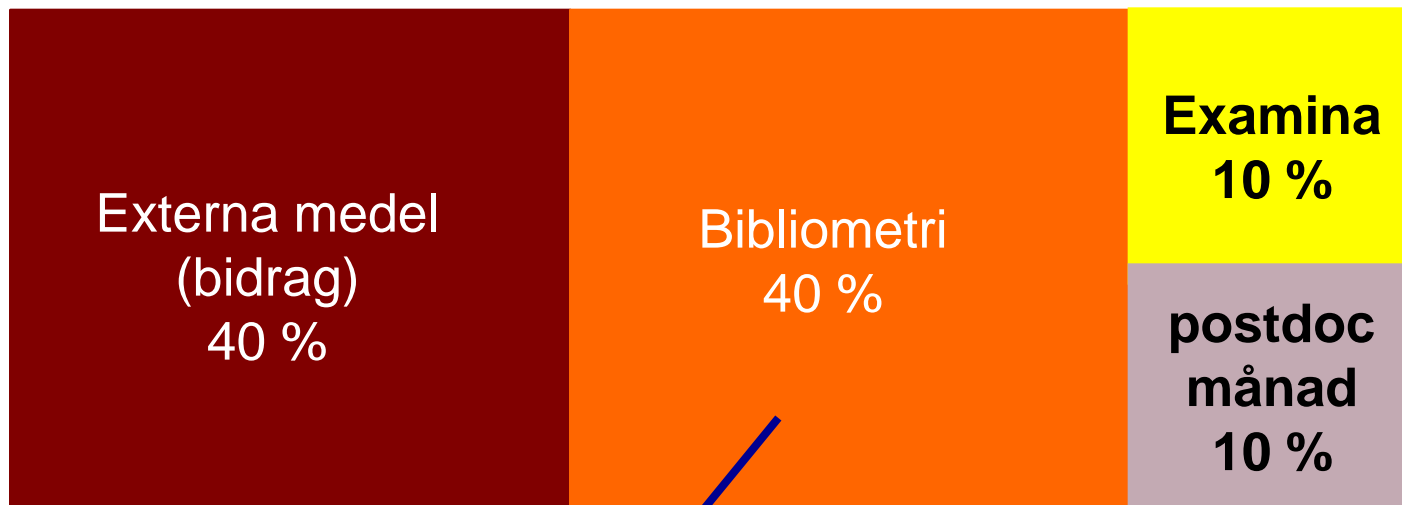
Research bill 2008:

During 2010- 2012 there will be an increase equalling
5 billion SEK/years

Allocation based on: av dessa medel baseras på två variabler:
amount of external grants
bibliometry

Therefore, it is reasonable that KI and KMS gives signals that are
in line with such policy

Allocation according based on output



Publications during 5 previous years

Sum of IF 50 %

Sum of citations (20 %)

Crown factor (30 %)

Fini
